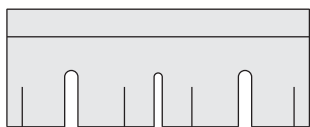


Chipper knives

ARI

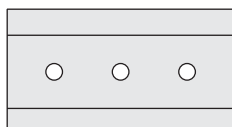


296 x 118 x 16

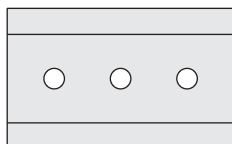


630 x 150 x 12

BANDIT



184 x 101,6 x 12,7



184 x 114 x 12,7

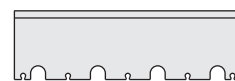
BLACK CLAWSON



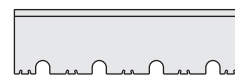
380 x 147 x 12,7



533 x 127 x 9,5




578 x 175 x 12,7



610 x 173 x 12,7

ASPLUNDH / ALTEC

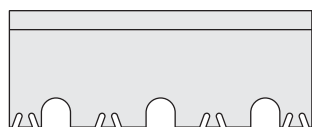


305 x 76,2 x 9,5

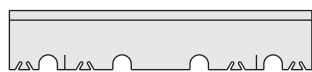


406 x 76,2 x 9,5

BELOIT




330 x 127 x 12,7

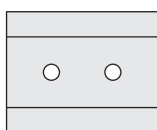


520 x 101,6 x 9,5

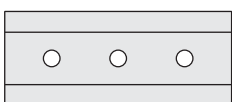
BANDIT



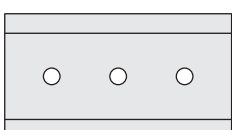
127 x 101,6 x 9,5



127 x 101,6 x 12,7

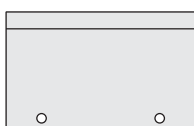


184 x 76,2 x 12,7

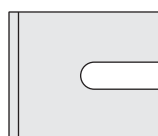


184 x 101,6 x 9,5

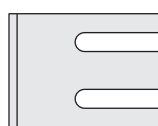
BEZNER



80 x 50 x 5



80 x 95 x 5

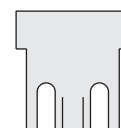


120 x 160 x 6

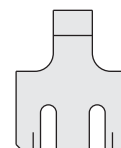


210 x 100 x 10

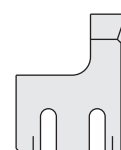
BONGIANI



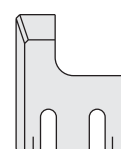
66 x 70 x 10



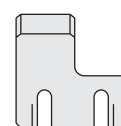
93 x 120 x 15 S



93 x 120 x 15 L



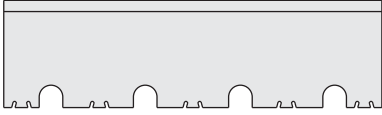
93 x 120 x 15 P



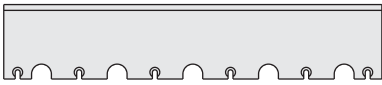
120 x 125 x 15 L

Chipper knives

BLACK CLAWSON

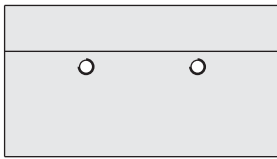


610x173x12,7
Model: 153"

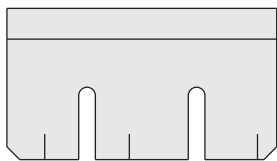


762x150x13
Model: 96"

BRODBAECK

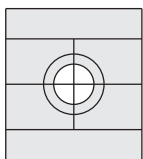


210,5x116x22



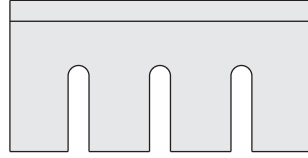
210,5x118x15

BRUKS

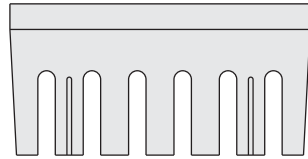


60x54x40
Model: 700,1

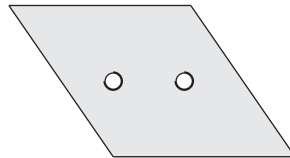
BRUKS



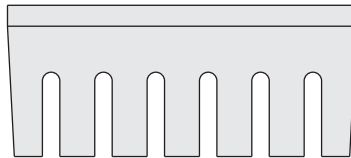
258x130x10



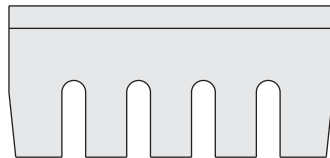
258x130x12



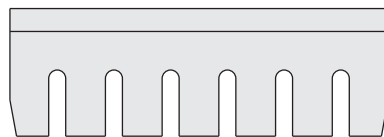
282x149x13



300x130x12
Model: 250S,250T K 300

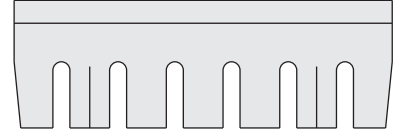


300x140x12

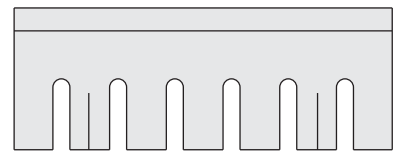


400x135x14
Model: 1200AH,1200M,1300,1700AH

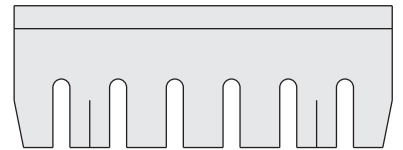
BRUKS



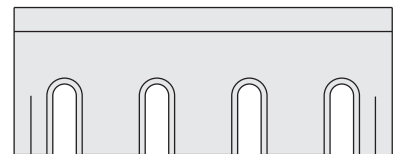
400x135x14
Model: 1200AH,1200M,1300,1700AH



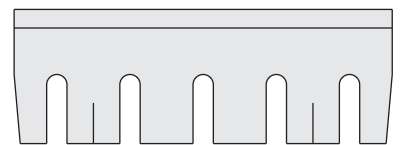
400x150x14



400x150x14



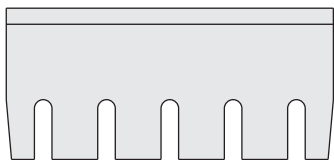
450x175x20
Model: 1500R



465x165x16
Model: 1500AH,1500M,1502M

Chipper knives

BRUKS



465x215x16
Model: 1500AH,1500M,1502M



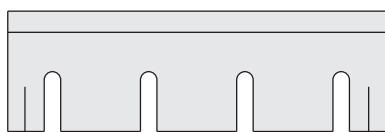
520x170x16



525x180x16
Model: 1700,1701,1702,1703,2000




525x180x16
Model: 1700,1701,1702,1703,2000

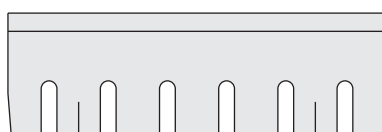


550x175x20
Model: 800 cCS,800CM,800CMT

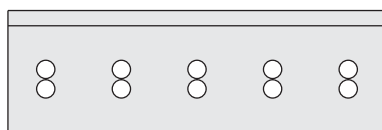
BRUKS



550x175x20
Model: 802,800,803CS/CM,812CS



575x185x15/16
Model: 800CT,1000CT,820CS



620x200x20



620x225x20
Model: 2100AH,2100M

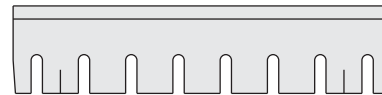


705x180x16
Model: 1202,1203CS/CM,1212CS



800x180x16

BRUKS



800x185x15/16
Model: 1001CT,803CT

BUSH



330x127x12,7



457,2x101,6x9,5
Model: 60"



520x101,6x9,5



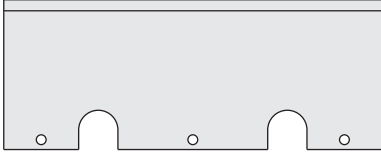
520,7x54x9,5
Model: 66"



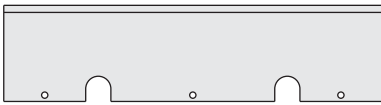
711,2x127x12,7
Model: 96"

Chipper knives

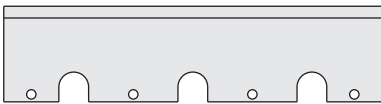
CAE



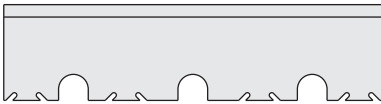
308x122x9,5



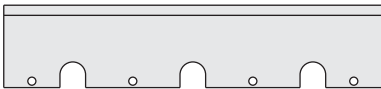
480x122x9,5



482,6x122x9,5




482,6x122,2x9,5
Model: 55"




560x122x9,5

CANADAC




275x100x12

CANADAC

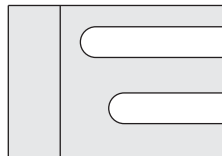


300x100x12

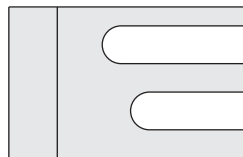


350x100x12

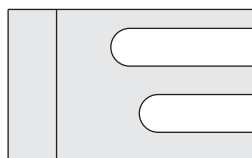
CAPITAL



146,1x101,6x12,7



158,8x101,6x15,9

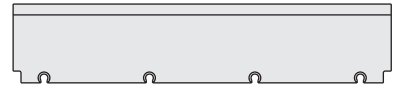


165,1x101,6x15,9

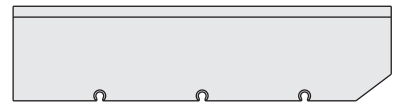
CARTHAGE




520,7x165x19
Model: 140"



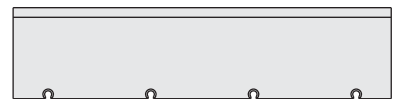
609,6x127x12,7



609,6x152,4x12,7
Model: 84"



685,8x127x17,5



685,8x165,1x12,7
Model: 27"




686x127x12,7
Model: 104



757,2x152,4x12,7
Model: 104

Chipper knives


CARTHAGE



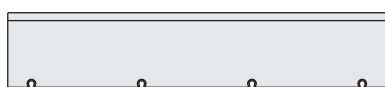
762x127x12,7



762x165x12,7
Model: 112"



838x165x16

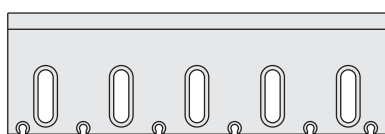


838,2x165,1x12,7
Model: 33"



860x152x12,7

CUMBERLAND



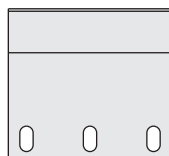
634,6x203,2x20,5

DEMUTH



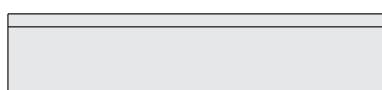
540x140x16

DIEMER



270x250x15


ERJO



350x75x10



450x125x11/12
Model: 200SN,202,204,600MA



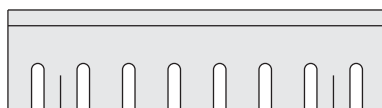
550x75x10



550x125x11/12
Model: 60-552,60-554,120-154



550x135x12




665x175x15/16

ERJO



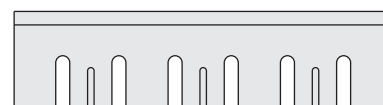
665x175x15/16



700x125x11/12



700x125x12
Model: 60-702,60-704,120-706

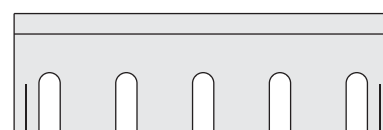


700x175x15/16

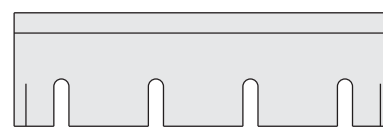


800x185x15/16

FERRARI



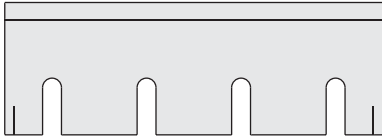
320x100x10
Model: PS T3



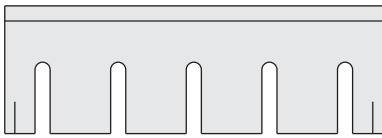
400x120x15

Chipper knives

FERRARI



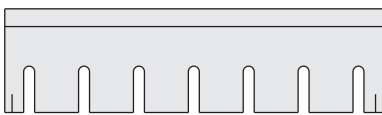
400x140x15



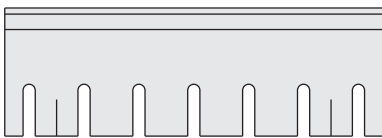
450x152x20
Model: L5T2



620x152x20
Model: L6T2



620x170x20

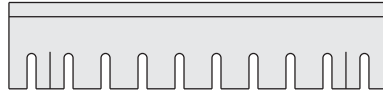


620x210x20
Model: L8T2

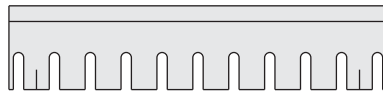


920x152x20
Model: L7T2

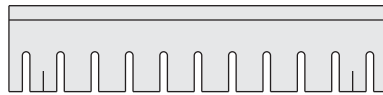
FERRARI



920x210x20
Model: L11T3

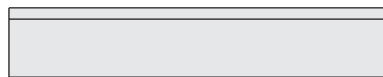


948x210x20



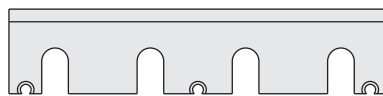
1100x250x25

FICHTBURG



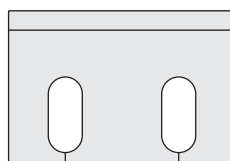
381x69,8x9,5

FORANO



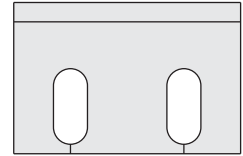
454x101,6x9,5
Model: 58"

FUJI KOGYO

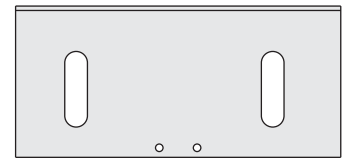


240x160x16

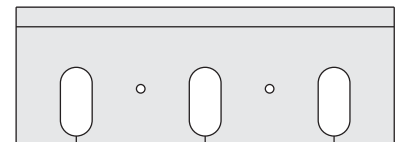
FUJI KOGYO



240x160x16

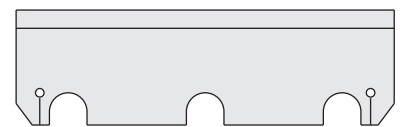


430x200x16



440x160x16

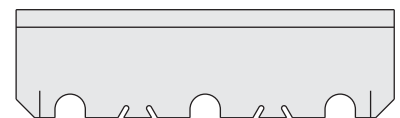
FULGHUM



352x107x9,8



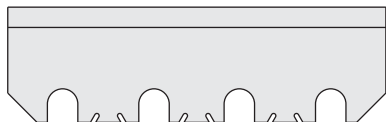
355x91x9,5
Model: 48"



355,6x101,6x9,5
Model: 48"

Chipper knives

FULGHUM



394x120x12,7
Model: 96"



431,8x101,6x9,5
Model: 54"



489x101,6x9,5
Model: 60"



489x101,6x9,5
Model: 60"

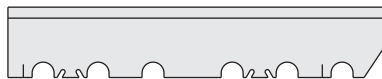


489x101,6x9,5
Model: 60"



546x101,6x9,5
Model: 66"

FULGHUM



546,1x101,6x9,5
Model: 66"



546,1x101,6x9,5
Model: 66"




609x120,6x12,7



611x68,3x9,5




909,6x120,7x12,7
Model: 112"




939,7x120,7x12,7

GUSTIN SOM




275x100x12

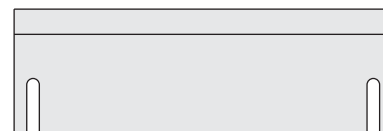
GUSTIN SOM



275x100x12



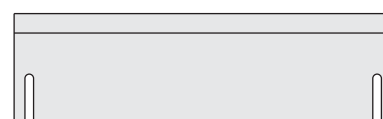
300x100x12



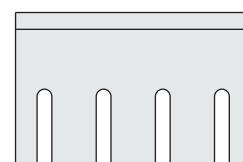
300x100x12



350x100x12



350x100x12



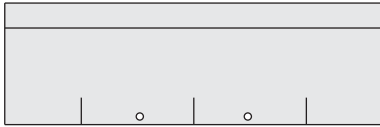
350x225x15



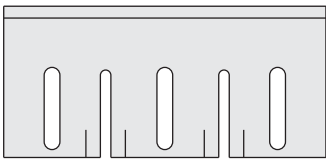
400x100x12

Chipper knives

GUSTIN SOM




420x135x16



490x230x15

HAAS



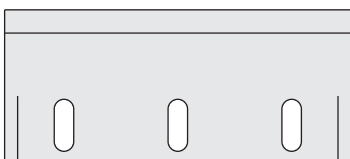
530x85x14

HEDLUND



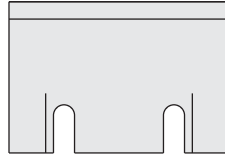
452x190x16

HEINOLA



213x93x10
Model: SK 6

HEINOLA




240x165x12



695x100x25



720x60x10



720x64x10



720x160x16
Model: TT97RG



720x165x12

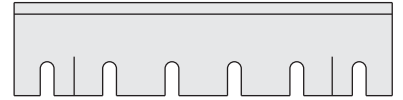


800x75x10

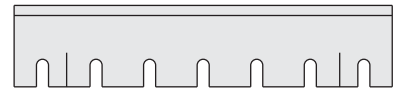


1090x180x16

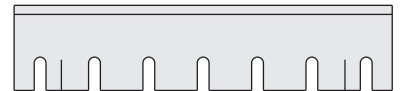
HEINOLA / AHLSTRÖM



630x155x12
Model: TT75RS




720x155x12




800x180x12

HOLZMATIC

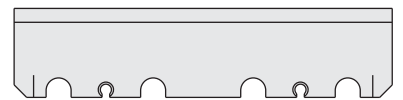


450x120x20



450x120x20

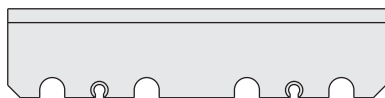
ISLES FORGE



431,8x101,6x9,5
Model: 54"

Chipper knives

ISLES FORGE



432x101,6x9,5
Model: 54"



495,3x101,6x9,5

JENZ



820x140x20




1024x140x20

KLÖCKNER




530x120x20




530x120x20

JENZ



108x50x15



228x54x20



250x54x15

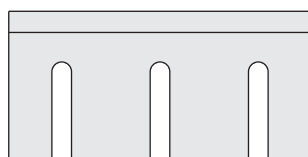


700x120x20
Model: SM 80/70,80/40,120/70




700x140x20

JUNKKARI




200x100x10


KLÖCKNER




330x85x14
Model: HZM 1/300



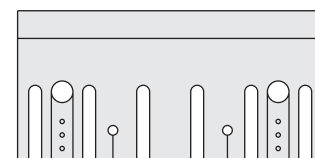
430x85x14
Model: HZM 1/400



430x90x14




530x85x15




565x280x25



565x280x25



630x120x20



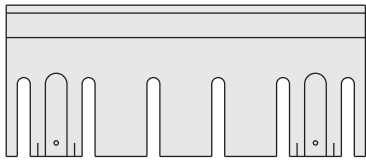
630x190x20




630x210x20

Chipper knives


KLÖCKNER




665x280x25



680x120x20



730x85x15



830x120x20



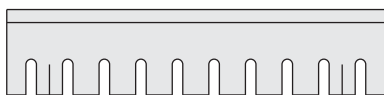
830x210x20



830x210x20

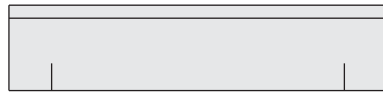


930x120x20



930x210x20

KLÖCKNER



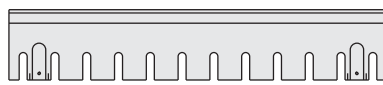
930x210x20



930x210x20




930x210x20



1130x210x20

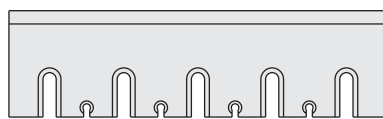
KONE WOOD



600x225x20

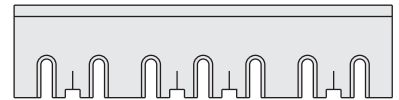


800x225x20

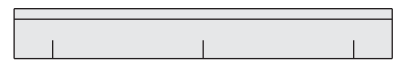


800x225x20

KONE WOOD

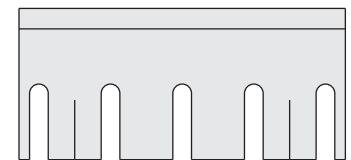


920x225x20




1030x136x15,9

LINDNER

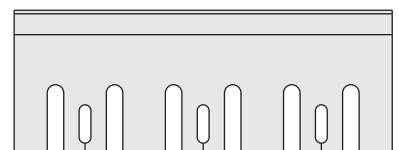


410x190x18



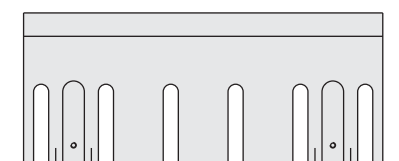
410x190x18

MAIER



640x240x20

Model: HR 600-1600, HB 600




665x280x25

Model: HR 600, HB 600

Chipper knives

MAIER



815x260x25
Model: HRL 2000/850x1500




839x241x20
Model: HB 800,HR 600-1600

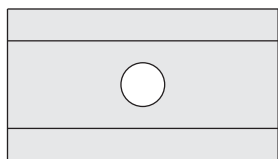


840x240x20
Model: HB 800,HR 600-1600

MITTS MERRILL

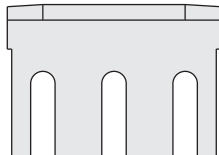


108x60x12,7

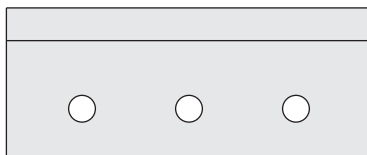


108x60,3x12,7


MORBARK




152,4x108x11,1
Model: PS 8




184x76,2x9,5
Model: Eeger Beaver



184x101,6x9,5

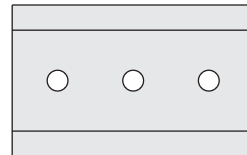


184x127x12,7
Model: 300,490,2100D

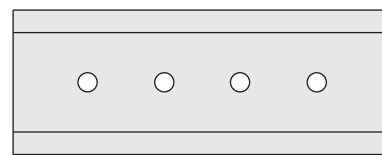


200x110x11,5

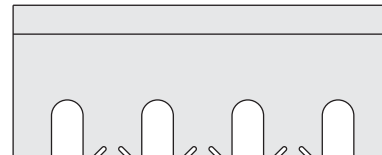
MORBARK



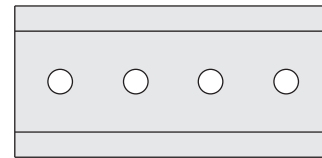
203,2x127x12,7
Model: 2012D



266x101,6x9,5
Model: 175,10/26,10/36



266x106,3x12,7



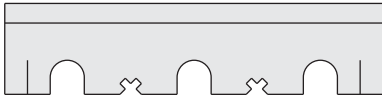
266x127x12,7



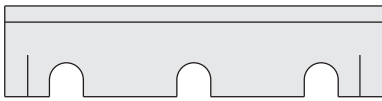
292,2x127x12,7
Model: 75"

Chipper knives

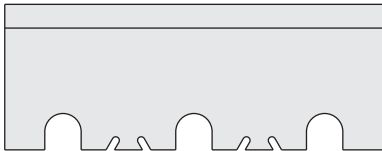
MORBARK



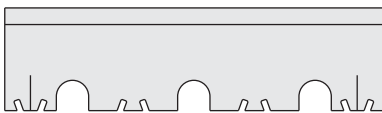
317x76,5x9,5
Model: 38"



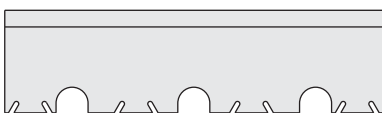
317,5x76,2x9,5
Model: 38"



330x127x12,7
Model: 84"



374x101,6x9,5



374,7x101,6x9,5

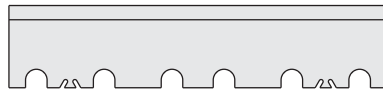


381x127x12,7
Model: 27"

MORBARK

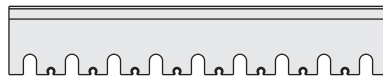


498,5x101,6x9,5
Model: 58"



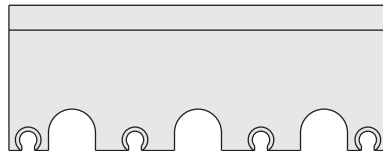
584x127x12,7

MURRAY

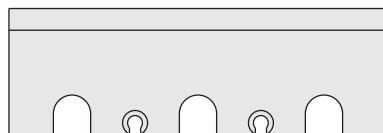


914,4x165,1x15,9

NICHOLSON



281x108x12,7



322x108x12,7
Model: 85"

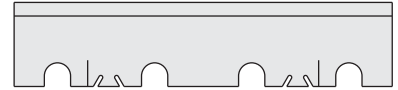


393,6x107,9x12,7
Model: 53"

NICHOLSON




394x76x4,7



457x101,6x9,5
Model: 53"

OLATHE



305x50,8x4,75
Model: 12"


PALLMANN



350x100x20



565x280x25



565x295x25
Model: PHT 500x1050

Chipper knives

PALLMANN



570x130x12
Model: PHT 150 S30



630x130x12



630x160x15
Model: 180/500



665x295x25



780x220x20



780x220x20
Model: PHT 400x700



880x180x16

PALLMANN



930x280x25



960x160x15
Model: PHT 80x850



1130x220x25

PESSA

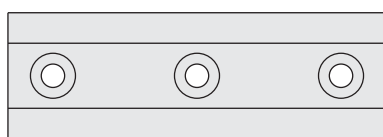


580x300x25



665x300x25
Model: CLM 860x1250/6

PEZZOLATO



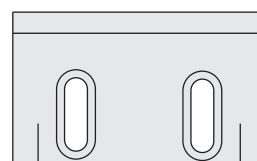
210x70x11

PEZZOLATO



298x150x14

PHL

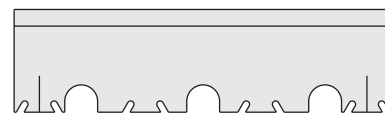


254x152x16

PRECISION



317,5x76x9,5
Model: 38"



374x101,6x9,5
Model: 48"



380,6x73x9,5
Model: 30"



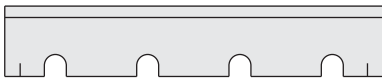
498x101,6x9,5
Model: 58"

Chipper knives

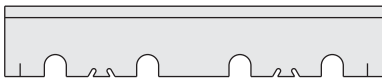
PRECISION



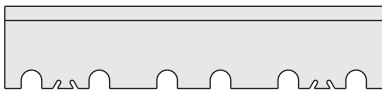
498,5x101,6x9,5
Model: 58"



546x101,6x9,5
Model: 66"



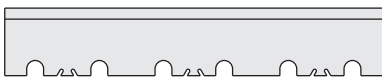
546,1x101,6x9,5
Model: 66"



584x127x12,7
Model: 75"



660x127x12,5
Model: 84"



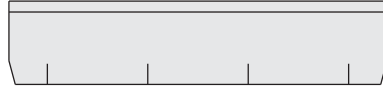
711x127x12,7

RADER

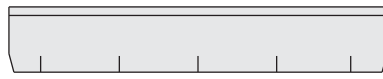


503x101x7

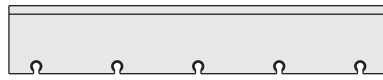
RAUMA



640x141x12,7



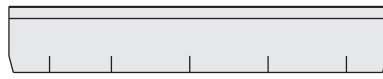
817x141x12,7



817x147x12,7



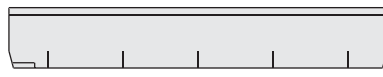
917x145x16



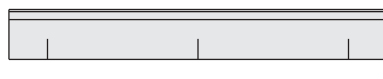
917x160x16



939x152x12,7
Model: DS 3300

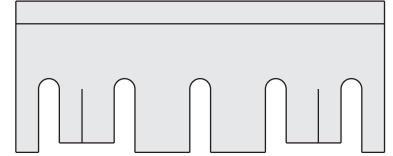


940x150x12,7
Model: DS 3300

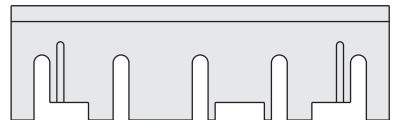


1030x136x15,9

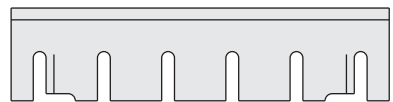
RUDNICK



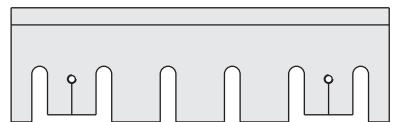
390x160x15



430x130x12



530x130x12



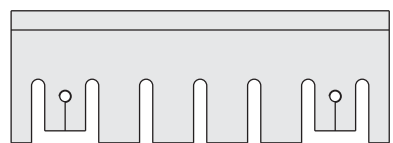
530x160x15



630x130x12



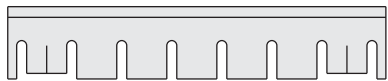
630x160x15
Model: 200/180x500,300x500SH



630x220x20

Chipper knives

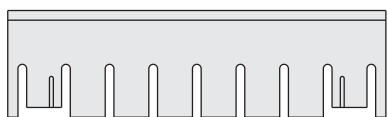
RUDNICK



680x130x12




780x160x15

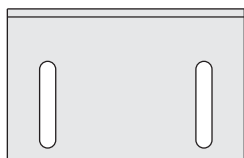


780x220x20


SEGEM



235x150x8

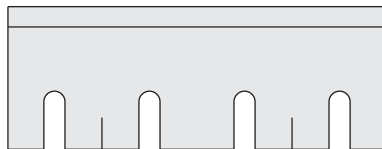


235x150x8

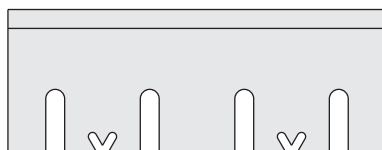


335x150x8

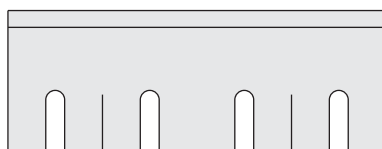
SEGEM




358x135x12




360x135x12



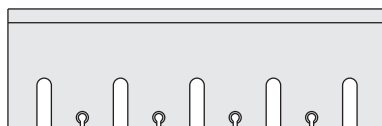
360x135x12



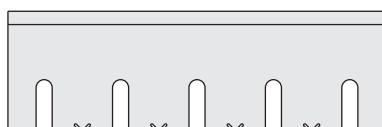
440x110x12



450x120x20



470x150x12

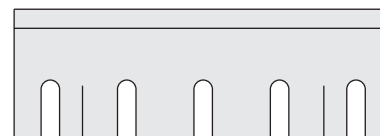


470x150x12

SEGEM



470x150x12



470x160x16



650x150x12



650x150x12



650x150x16




840x160x12




910x150x12

Chipper knives


SG STROJIRNA




360x80x15



460x95x16

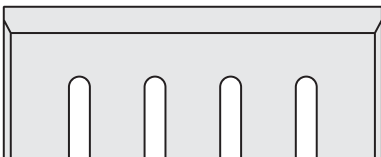


530x120x20

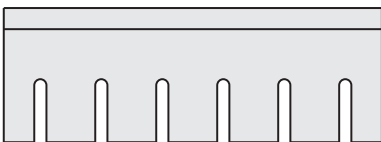


530x125x20

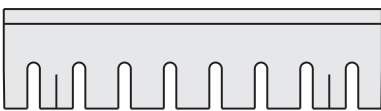
SIBA / ABC



325x130x12

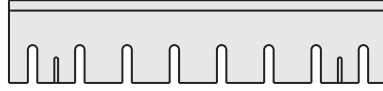


465x165x16




665x175x16

SIBA / ABC




800x175x15/16

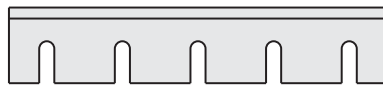
SJÖLINS



350x75x10



550x75x10

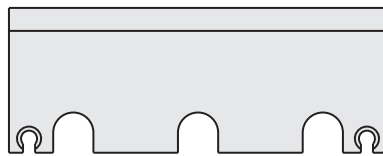


550x110x10
Model: 170M, 180M, 190M

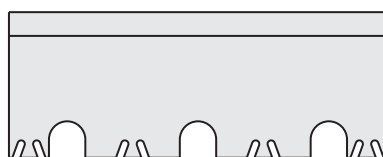


700x110x10

SÖDERHAMN

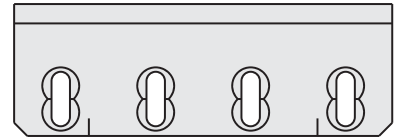


298,5x114,3x12, 7



330x127x12, 7

SÖDERHAMN

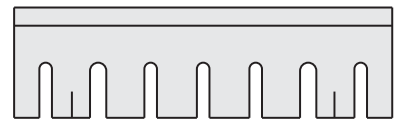


430x150x16
Model: 670-56A, 671-56A



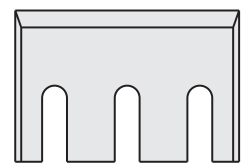
711x127x12, 7

SPRINGER



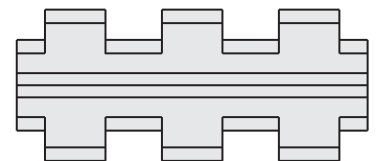
720x210x20

SUMNER



225x152x13


VECOPLAN




174x75x25
Model: 35NR

Chipper knives


VECOPLAN




349x70x10



530x85x14
Model: HTH100(150,200)x500



680x120x14




349x70x10



580x85x10




680x120x14




480x85x10
Model: 45/14,45/12




580x85x10



680x160x20




480x90x14
Model: 45/18/2




580x90x14
Model: 55/16/2




680x180x25




480x90x14
Model: 45/18/2



580x90x14
Model: 55/16/2




780x120x14




480x100x20




580x100x14
Model: 55/16/2




780x160x20



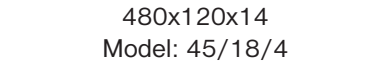
480x120x14
Model: 45/18/4



580x120x14




780x160x20



480x120x14
Model: 45/18/4



680x90x14
Model: 65/20HR



880x160x20



980x85x10

Chipper knives


VECOPLAN




980x120x20
Model: 95R/35R-HR




1080x200x25




1080x200x25



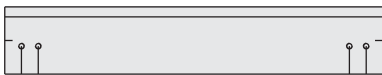
1085x240x25



1130x240x25

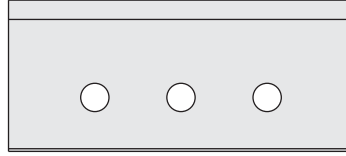


1280x240x25

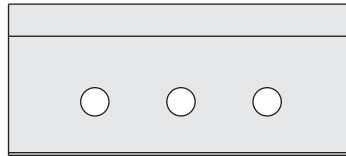


1350x240x25

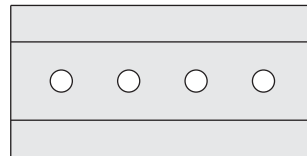
VERMEER



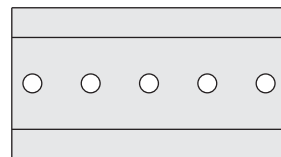
203x89x9,5
Model: 1220, 1230, 1250




203x89x15,9
Model: 620, 625



228x114x15,9
Model: BC 1000




254x140x15,9

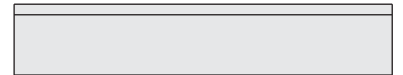


304x89x9,6
Model: 606, 906, 935

WAYNE



305x76,2x9,5




406x76x9,5

WIGGER




700x200x20


ZENO



515x100x14



515x100x20



1595x200x25